

PRODUCT IDENTIFICATION GUIDE | MODEL MI3050S

1 COMPARE YOUR SMOKE ALARM to the product images below. Affected smoke alarms are identical to the image with the red alert symbol. All other alarms are not affected by this product notice.

Verify your smoke alarm is manufactured by Universal Security Instruments:




Model MI3050S

MAY BE AFFECTED



2 PRESS THE TEST BUTTON

- If the alarm **sounds**, no further action is necessary.



Universal Security Instruments encourages everyone to test their alarms weekly, by pressing the test button, and to clean their alarms monthly, to ensure proper operation.

- If the alarm **does not sound**, remove it from the mounting bracket by twisting it counter clockwise.
- See **Step 3** for further instructions.


PRODUCT IDENTIFICATION GUIDE | MODEL MI3050S

3 LOCATE THESE MARKINGS ON THE BACK OF YOUR ALARM.

Company Name:
Universal Security Instruments
USI Electric models are not involved


Model Number:
MI3050S

Date Manufactured:
2015JAN19 through 2016JUL11



4 IF YOUR ALARM IS AFFECTED
contact Universal Security Instruments
for further instructions.

5 IF YOUR ALARM IS **NOT** AFFECTED
no further action is needed.



Universal Security Instruments encourages everyone to test their alarms weekly, by pressing the test button, and to clean their alarms monthly, to ensure proper operation.